



The New Normal

A Look at a Safe Return to Work Environment

Key Considerations and Thought Starters

@debnerco
#thewayyouwork

DEBNER

Key Considerations

Support Employee Health and Wellness

Limit Tech Sharing / Embrace Touchless
Technology

Rethink Dynamic and Unassigned Seating

Delineating Space and Allocating Tools

De-densify Workstations and Prioritize
Distancing

Adding Antimicrobial Materials

Be Open to New Ways of Working



The way you work.

Support Employee Health and Wellness

Maintain a healthy physical environment

Assure that ventilation keeps clean air flowing in and helps direct air down

Conduct temperature checks

Encourage employees to stay home when not feeling well

Implement daily cleaning and sterilization protocols

Post visible reminders to wash hands

Supply hand sanitizer and disinfectant wipes



Touchless Technology

Limit tech sharing

Building Automation and Voice-activation Technology

Automated bathroom doors or motion sensors on water, soap, and paper towel dispensers

Touchless Hand Sanitizer Stations

Add sensors and no-touch technology for hands-free operation

Doors, lighting, elevators, security systems

Audio/visual equipment

Height-adjustable tables, task lights

DEBNER
Ice House



Rethink Dynamic and Unassigned Seating

Allocate Spaces and Tools

Assign seats and storage for individuals

Dedicate meeting spaces and neighborhoods for teams

Provide personal phones, electronics and equipment



Allocate Spaces and Tools

Create Enclosures or Reconfigure Flex Space

Incorporate soft architectural solutions

Panel-based furniture systems

Wall systems

Drapery & Dividers

Post-based power systems

Specify furniture solutions

Screens, panels and dividers

Storage units

Movable markerboards

Plants



DEBNER

De-densify Workstations and Prioritize Distancing

A More Spacious Office

Wider corridors

Consider spacious layouts or stagger users to maintain 6-foot distances

Reduce the number of people in spaces



Adding Antimicrobial Materials

Healthier and Easy to Clean

Specify fabric and finishes with antimicrobial properties and/or bleach-cleanable surfaces

Applying antimicrobial technology coatings in interior design elements including faucets, window shades, paint, and door hardware

Consider adding these materials, especially in building lobbies, reception desks, and shared common areas

Be Open to New Ways of Working

Create a Workplace That Helps Your Employees Feel Safe and Remain Healthy at Work

Establish flexible work strategies

Remote work options

Alternate shifts or A/B team schedules

Phase employees' return to work in stages

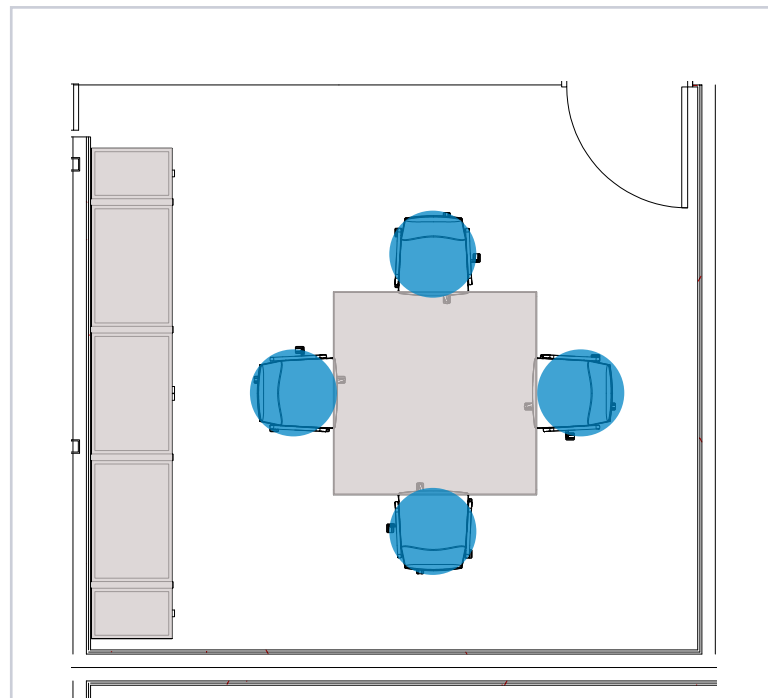
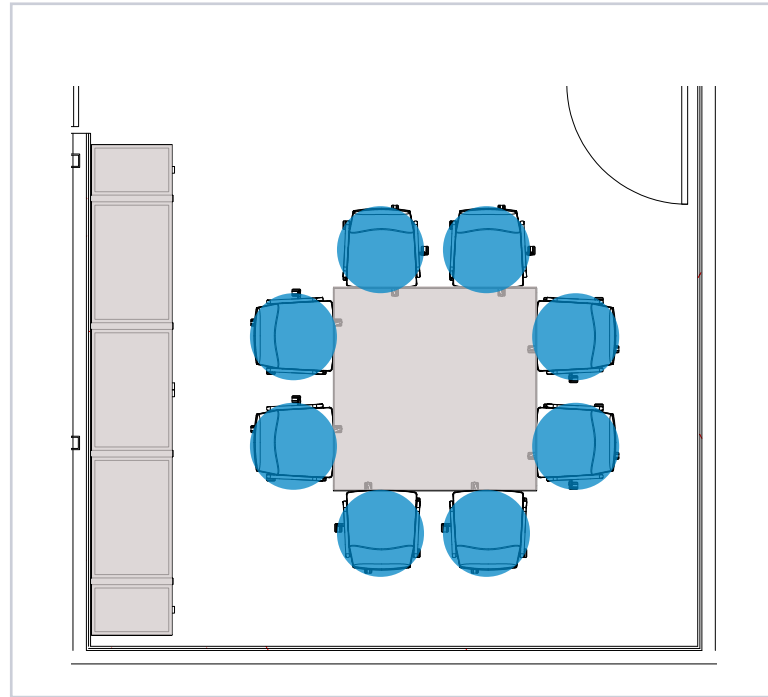
Consider spacious layouts or stagger users to maintain 6-foot distances

Reduce the number of people in meeting spaces

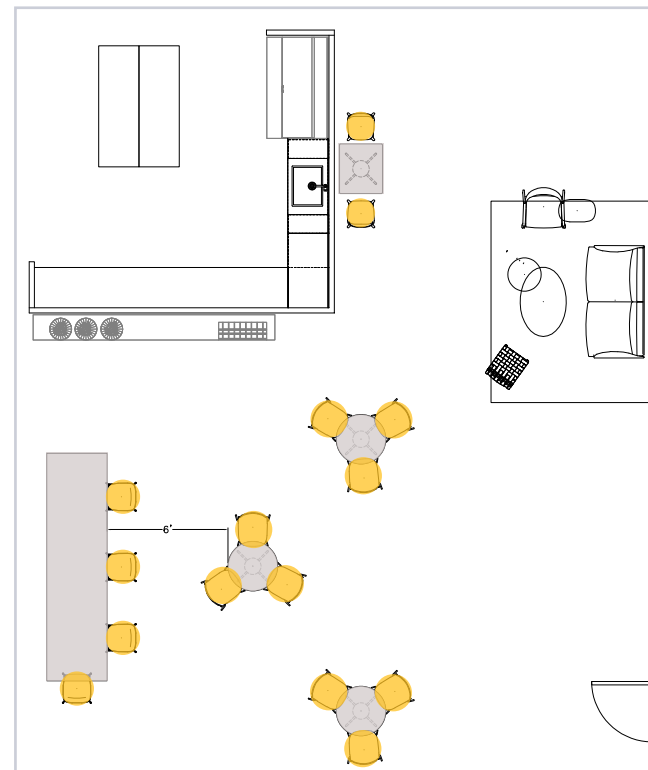
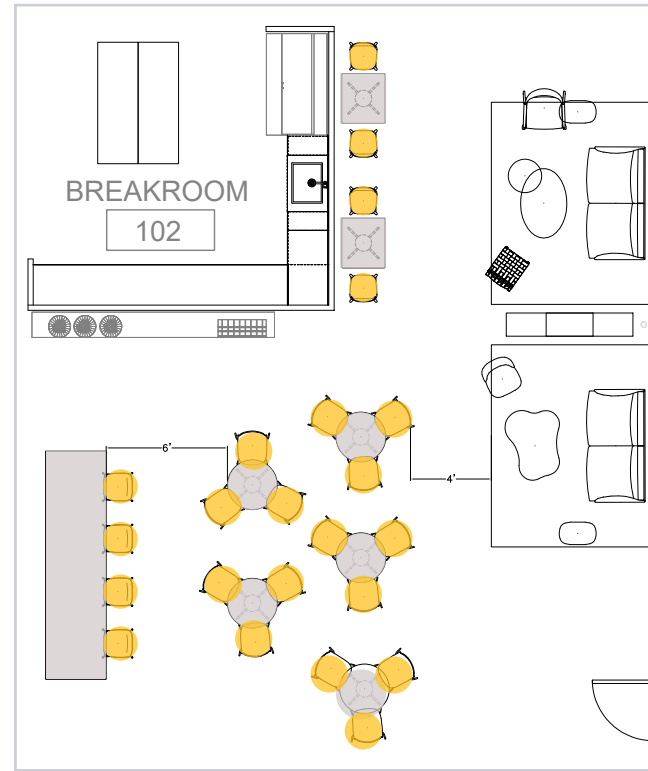


Planning Considerations and Thought Starters

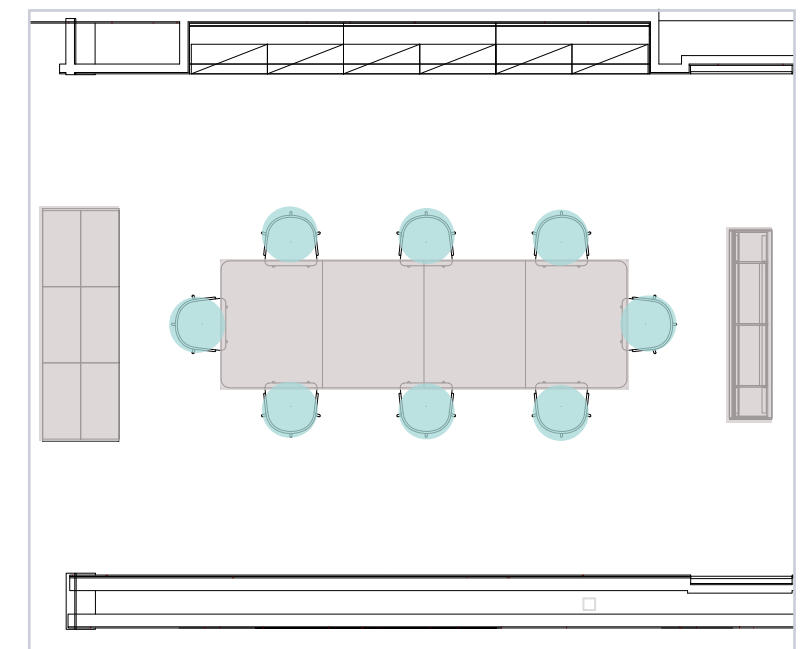
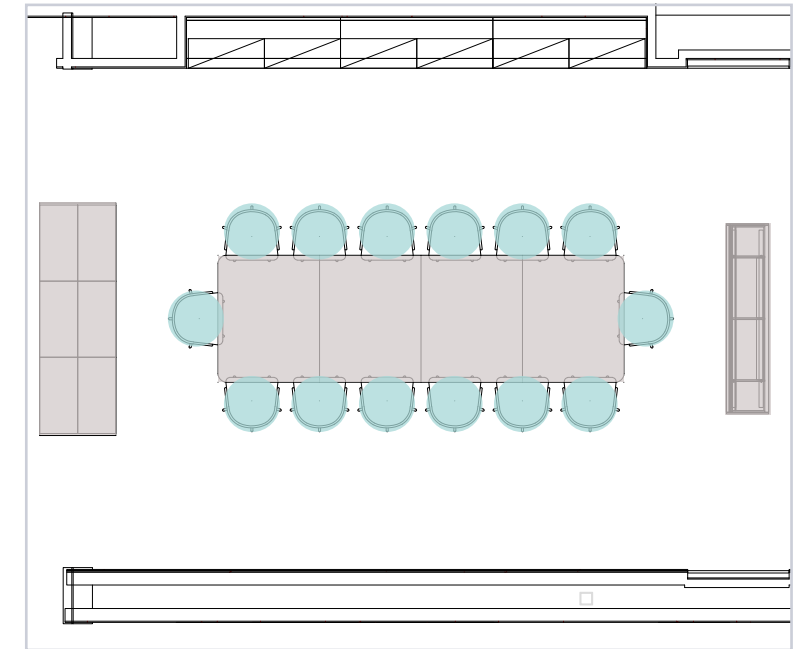
TEAM ROOM



BREAK ROOM



CONFERENCE ROOM





KNOLL

Workstation Enclosure
and Space Delineation

Planning Considerations and Thought Starters

Considerations for Benching

Benching is a space-efficient, flexible platform that can support collaboration work among teams as well as individual focused work. Space delineation can add visual and acoustic privacy, as well as provide additional tackable and writable workspace.

Add Perpendicular Freestanding Gallery Panels



Freestanding gallery panels paired with Antenna Workspaces® intermediate screens on Antenna Workspaces Big Table

Add or Increase Height of Center, Side or End Screens



Antenna Workspaces gallery panels, center and side screens on Antenna® Telescope™



Curved corner k.™ screens on k.™ bench

Planning Considerations and Thought Starters

Considerations for Benching

Add Perpendicular Separation with Storage or Gallery Panels



Gallery panels with Antenna Telescope



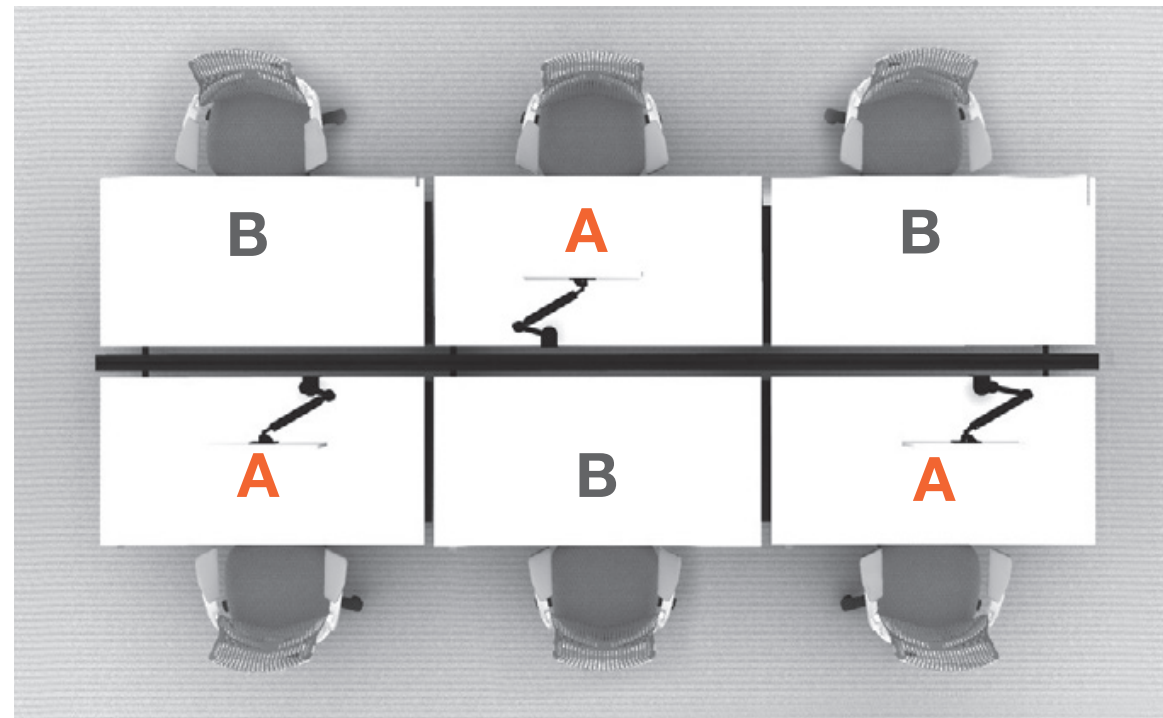
Anchor™ slide out towers with k.™ bench

Add Storage to Worksurface or Credenzas



Anchor stackers on Antenna Workspaces Big Table workspace, in combination with upholstered Antenna Workspaces intermediate and glass center screens

Alternate Seats or Work Shifts for Greater Distancing




Reduce density and increase separation by alternating office work days for half of the group

Planning Considerations and Thought Starters

Considerations for Height-Adjustable Tables with Technology Spine

The inherent flexibility of freestanding furniture makes tables with technology spine easily reconfigurable to support changing work styles. Tables can be positioned anywhere along the spine, and at any orientation, and screens, panels or storage can be added for increased separation to balance team and individual, focused work.

Add Screens or Increase Height of Existing Desk-Mounted or Spine-Mounted Screens



Network screens on k. stand tables with Antenna® Power Beam and Antenna center screens



Antenna upholstered screens on Tone height-adjustable tables; Antenna glass screens on Fence



Curved corner k. screens on Tone™ height-adjustable tables with Fence.

Planning Considerations and Thought Starters

Considerations for Height-Adjustable Tables with Technology Spine

Add Perpendicular Separation with Storage or Gallery Panels

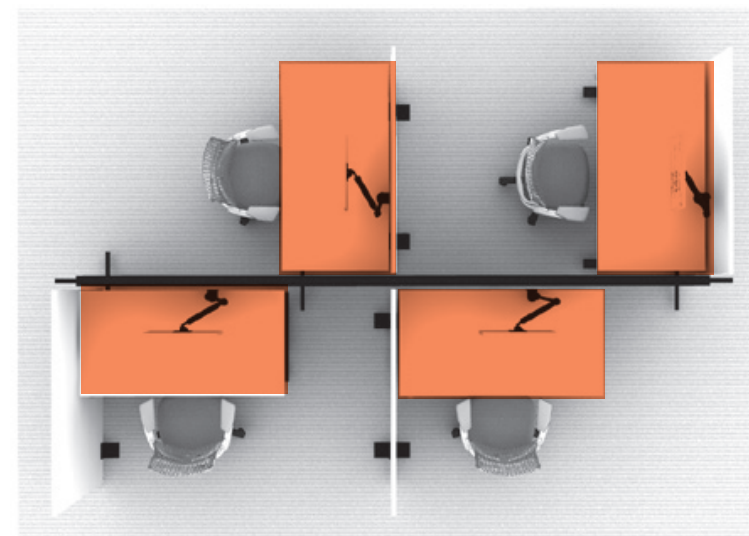
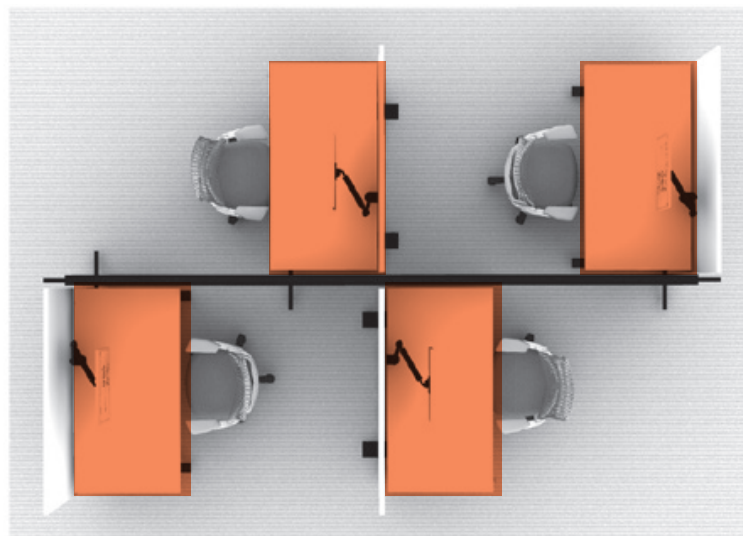


Anchor slide-out towers with Tone height-adjustable tables and Fence



Antenna Workspaces gallery panels with Fence and k. stand height-adjustable tables

Rotate and Stagger Desks for Greater Distancing



Planning Considerations

Engage technology for contact-free adjustment. RIO by Rol Ergo, available on Tone, allows users to set personal preferences and adjust the table from a remote app on their phone.

Planning Considerations and Thought Starters

Considerations for Independent Desks

Freestanding desks offer the most flexible approach to planning, and support on-the-fly reconfiguration. Independent desks can be open for team work, or can easily be surrounded by screens or floorstanding panels as individual desks or groups of desks.

Add Desk-Mounted Back Screens



Upstart® polycarbonite screen on Tone height-adjustable tables

Add Desk-Mounted Surround Screens



Series 2 screens in combination metal and upholstery on k. stand T-leg height-adjustable tables



Custom Antenna Workspaces veneer screens on Tone height-adjustable tables

Planning Considerations and Thought Starters

Considerations for Independent Desks

Add Desk or Standing-Height Enclosure with Panels and Gallery Panels



Dividends Horizon® panels and gallery panels with k. stand height-adjustable tables



Custom-height veneer gallery panel surrounds with Tone height-adjustable tables

Separate Facing and/or Adjacent Desks with Floorstanding Delineation



Rockwell Unscripted® Creative Wall® with k. stand height-adjustable tables



Rockwell Unscripted Creative Wall with k. stand height-adjustable tables

Planning Considerations and Thought Starters

Considerations for Panels

Panels offer fundamental delineation, easily adapt to changing workstyles, and support the needs of an evolving workplace.

Add Screens to Freestanding Desks Within Panels




Dividends Horizon panels with curved corner k. screens on Tone height-adjustable tables

Add Taller Glass or Fabric Panel Stackers to Existing Panels



Dividends Horizon panels with frameless glass add-ups



Dividends Horizon panels with glass stacked screens

Planning Considerations and Thought Starters

Considerations for Panels

Add Perpendicular Panels and Returns for Additional Enclosure



Reff Profiles™ panels with frameless glass add-up glass



Dividends Horizon gallery panels

Add Doors



Dividends Horizon rolling door

Planning Considerations

Ease of reconfigurability allows panels to be repositioned so that users can be properly distanced, staggered, or oriented back-to-back.

Fabric panel inserts are easily removable and can be swapped for laminate, steel, or KnollTextiles bleach-cleanable fabrics.

Planning Considerations and Thought Starters

Additional Enclosure Considerations

Vertical space delineation in combination with workstations can add privacy along a corridor, add separation between teams, or enclose individual workspaces.

Add Enclosure Along the Corridor



Rockwell Unscripted Creative Wall separating k. bench



Interpole™ with glass screens enclosing Fence



Interpole with markerboard screens enclosing Antenna Big Table

Planning Considerations and Thought Starters


Additional Enclosure Considerations

Create Distinct Zones for Small Teams



Rockwell Unscripted Creative Wall frames

Establish Compact Enclosed Individual Workspaces



Rockwell Unscripted Creative Wall enclosures

Planning Considerations and Thought Starters

Freestanding screens and panels enable temporary, easily reconfigurable space division.

Standard Knoll Products

Rockwell Unscripted Freestanding Creative Wall

Rockwell Unscripted Mobile Markerboards

Rockwell Unscripted Puffy Screens

Scribe® Mobile Markerboards

Gallery Panels

Dividends Horizon Freestanding Panels

Pop Up™ Screens

Currents® Mobile Screen



Rockwell Unscripted Puffy screen, Creative Wall, and mobile markerboard

In addition to the options presented, Knoll offers a series of custom solutions to tailor the level of enclosure to your organization's specific needs. To learn more, contact your Knoll sales representative or visit knoll.com.



Pop Up floorstanding and desktop screen



Scribe mobile markerboard

Currents mobile screen

Considerations and Thought Starters

3form

3FORM
Material Solutions
for Enhanced Safety

DEBNER



Varia

- ④ Design Flexibility
- ④ Translucent
- ④ Formable

Planning Considerations and Thought Starters

Varia Instructions for Use: Cleaning & Disinfecting

Varia is a high-performance resin that is made to withstand the demands of everyday use & rigorous cleaning requirements of healthcare environments. According to the Centers for Disease Control (CDC), environmental cleaning is a fundamental intervention for infection prevention and control. Evidence shows that effective environmental cleaning strategies reduce the risk of transmission and contribute to outbreak control.¹ Our disinfectant-safe resin helps promote the proper cleaning of surfaces to reduce the transmission of pathogens. Varia's cleanability and durability provides user safety and longevity for design applications in the healthcare setting. Refer to the recommended cleaners below to ensure proper disinfection and minimal wear.

Recommended Cleaners & Disinfectants²

Liquids

Diversey™ Virex® II 256 One Step Disinfectant Cleaner and Deodorant

Diversey™ Avert® Disinfectant Cleaner

Ecolab® Quaternary Disinfectant Cleaner

Ecolab® Neutral Disinfectant Cleaner

Ecolab® Oxycide Daily Disinfectant Cleaner

Hydrogen Peroxide (3% Solution)

Isopropyl Alcohol

Sodium Hypochlorite (0.5% Solution)

Wipes

Clorox Healthcare® Hydrogen Peroxide Cleaner Disinfectant Wipes

Clorox Healthcare® VersaSure™ Alcohol-Free Disinfectant Cleaner Wipes

Clorox Healthcare® Bleach Germicidal Wipes

PDI® Sani-Cloth® Plus Germicidal Disposable Cloth

PDI® Sani-Cloth® Bleach Germicidal Disposable Wipe

PDI® Sani-Cloth® AF3 Germicidal Disposable Wipe

PDI® Sani-Cloth® Prime Germicidal Disposable Wipe

PDI® Super Sani-Cloth® Germicidal Disposable Wipe

Avoid exposing panel edges to water or cleaning solutions as the elements inside the resin may wick moisture. For more information on standard recommended cleaning procedures, refer to the Varia Spec Sheet available on www.3-form.com



Planning Considerations and Thought Starters



Planning Considerations and Thought Starters



Planning Considerations and Thought Starters



Planning Considerations and Thought Starters






SOELBERG

Safe Surfaces

Planning Considerations and Thought Starters

With the need of keeping surfaces free of germs and bacteria, cleanability is fundamental while still creating surfaces with depth and drama.

Non-porous laminates, acrylics and solid surface make for anti-microbial surfaces that can be cleaned with solutions that kill disease but keep design alive.





SLYDE

Portable Organization



Planning Considerations and Thought Starters

Created to solve the challenge of storage at non-assigned spaces, this solution attaches to the desk — giving employees a place for their stuff that isn't a backpack or bag — and creating storage that comes with you.



THE WAY YOU WORK, IN A HEALTHIER SPACE

@debnerco
#thewayyouwork

DEBNER